

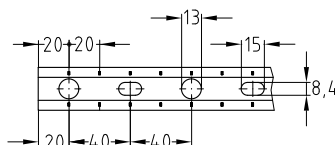
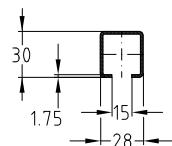
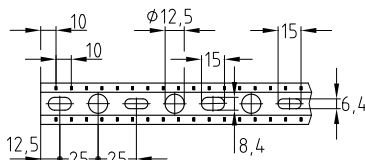
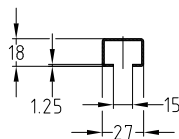
MPC-Support channels

Field of application

- Ideally suitable as support structure for air ducts
- Variety of mounting options for pre-wall installations and shelves in combination with extensive range of system components

Advantages


- Quick and efficient attachment of pipe sections and multiple pipe-ways
- Scale marks sideways and on the side with the slot simplify the alignment of the attachment elements during installation and facilitate the measuring and cutting to length of the section on site
- For secure attachment that is adjustable laterally and vertically
- High bending stiffness due to convenient cross-section design
- For setting up structures with correctly measured static loads by means of diverse connection components
- Suitable vibration control elements for all support channels available
- Clean-cut appearance by the use of MPC-Protection caps



Profile 27/18



Profile 28/30

| Features |             |          |        |            | <br><small>ROSTFREI</small><br><small>STAINLESS STEEL</small> |  |
|----------|-------------|----------|--------|------------|--|--|
| Profile  | Length [mm] | Part no. |        | Sales unit | Pack unit  |  |
|          |             | V2A      | V4A    |            |  |  |
| 27/18    | 2,000       | 129907   | 129908 | 1          | pieces   |  |
|          | 6,000       | 129999   | —      |            |  |  |
| 28/30    | 2,000       | 118582   | 118586 | 1          | pieces   |  |
|          | 6,000       | 118976   | 118979 |            |  |  |