

Brackets refrigerant anchor point galvanised

Application

- Stable support system with high load-bearing capacity for pipe installations
- Ideal pipe anchor point for chilled water pipes in combination with anchor point pipe clamps type 170 FL
- Ideal as height adjustable subframe for refrigerant anchor points

Your advantages

- Continuously adjustable in height and slope
- As height adjustment or to compensate for unevennesses
- Especially suitable for absorbing high axial loads on the pipe



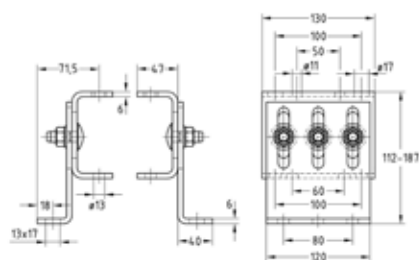
Standard version



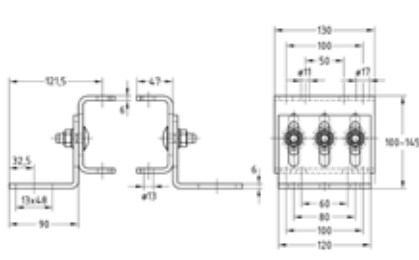
Heavy-duty version



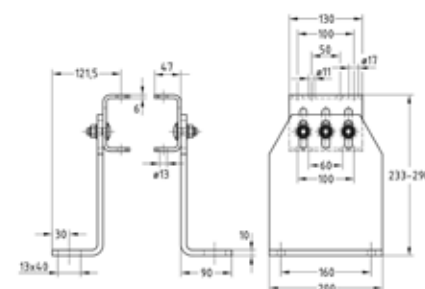
1 kit consisting of:
2 Mounting brackets,
2 Adapter brackets,
6 Coach bolts M12,
6 Hexagonal nuts M12,
6 Washers for M12.
All parts are galvanised.



Slim version



Standard version

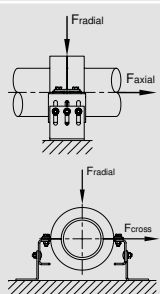


Heavy-duty version

Design	For pipe outer Ø [mm]	Overall height [mm]	Adjustment range [mm]	Part no.	Sales unit	Pack unit
Slim version	76.1 - 219.1	112 - 187	75	167717	1	Pieces
Standard version	76.1 - 168.3	100 - 145	45	167121		
Heavy-duty version	219.1 - 355.6	233 - 298	65	167125		

⚠ Brackets refrigerant anchor point from DN 400 to DN 600 can be supplied upon request (part no. 168820).

Brackets refrigerant anchor point galvanised

Features						
Design		Slim version	Standard version	Heavy-duty version	Tightening torque [Nm] Brackets	
Max. recommended load [N]	axial	see catalogue page anchor point pipe clamps type 170 FL			75	
	cross	Overall height min.				
		6,000	8,000	7,000		
		Overall height max.				
	radial	3,000	6,000	7,000		
		Overall height min.	25,000	25,000		
		20,000				
		Overall height max.				
		10,000				



These load values refer exclusively to brackets.

For load values of anchor point pipe clamps type 170 FL please refer to the corresponding catalogue page.

