

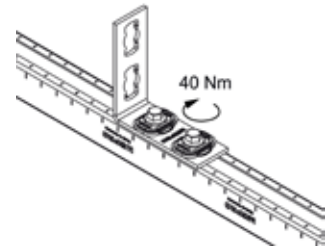
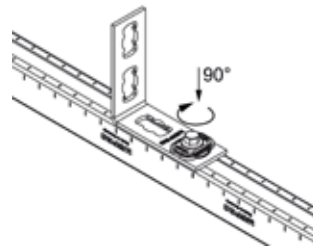
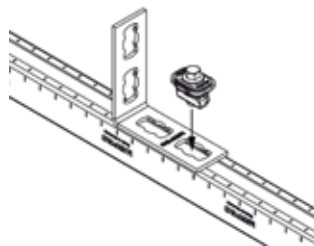
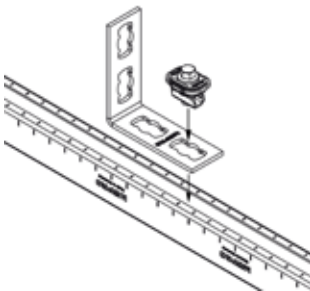
MPC-Connection lock type S+ galvanised

Application

- For connecting type S+ mounting parts with MPC-Support channels
- For indoor use

Your advantages

- Time-saving - fast and safe connection of type S+ mounting parts with MPC-Support channels
- Easy - simply slot into the type S+ mounting part and tighten the connection lock by turning 90°
- No wrench or auxiliary tool needed to hold in place
- No confusion - one size fits all type S+ mounting parts



Features



Material thickness of support channel [mm]	Max. recommended tensile load Fz [N]	Max. recommended load lateral Fq [N]	Tightening torque [Nm]
2.0	4,000	1,250	40
3.0	5,000		

For profiles	Thread	Spanner width [mm]	Part no.	Sales unit	Pack unit
38/24-40/120	M10	13	180514	25	Pieces

MPC-Connection lock type S+ galvanised

Mounting parts type S+ for use with the MPC connecting lock type S+

Mounting parts type S+, galvanised			38/24	38/40	39/52	40/60	40/80	38/48 H-Profile	38/80 H-Profile	40/120 H-Profile
Part no.	Product									
165826	Channel support bracket type S+		0	0	0	0	0	0	0	0
165822	Saddle support lengthwise type S+ for profiles 41/41, 41/62			0	0	0		0		
165825	Saddle support crosswise type S+		0	0	0	0	0	0	0	0
165821	Saddle support crosswise type S+ for channel support fitting,		0	0	0	0	0	0	0	0
165864	Construction bracket with strut type S+		0	0	0	0	0	0	0	0
165838	Mounting angle 90° type S+, 1+1		0	0	0	0	0	0	0	0
165839	Mounting angle 90° type S+, 1+2		0	0	0	0	0	0	0	0
165840	Mounting angle 90° type S+, 2+2		0	0	0	0	0	0	0	0
165841	Mounting angle 135° type S+, 1+2		0	0	0	0	0	0	0	0
165842	Mounting angle 135° type S+, 2+2		0	0	0	0	0	0	0	0
165830	Angle connector 45° type S+, 1+1		0	0	0	0	0	0	0	0
165831	Angle connector 90° type S+, 2+2		0	0	0	0	0	0	0	0
165832	Angle connector 90° type S+, 4+4		0	0	0	0	0	0	0	0
165833	Angle connector 135° type S+, 2+2		0	0	0	0	0	0	0	0
165834	Angle connector 135° type S+, 4+4		0	0	0	0	0	0	0	0
165829	Angle plate 90° type S+		0	0	0	0	0	0	0	0







0 Compatible

The S+ mounting parts, originally designed for the MPR system, are compatible with MPC-Support channels and MPC-Connection locks type S+.

The load values for the MPC-Connection lock type S+ apply to all S+ mounting parts.

MPC-Connection lock type S+ galvanised

Mounting parts type S+ for use with the MPC connecting lock type S+

Mounting parts type S+, galvanised										
Part no.	Product		38/24	38/40	39/52	40/60	40/80	38/48 H-Profile	38/80 H-Profile	40/120 H-Profile
165827	T-connection plate type S+		0	0	0	0	0	0	0	0
165828	Cross connection plate type S+		0	0	0	0	0	0	0	0
165835	3D-Corner connector left type S+		0	0	0	0	0	0	0	0
165836	3D-Corner connector right type S+		0	0	0	0	0	0	0	0
165837	3D-Mid connector type S+		0	0	0	0	0	0	0	0
165819	VARIO joint type S+		0	0	0	0	0	0	0	0

0 Compatible



The S+ mounting parts, originally designed for the MPR system, are compatible with MPC-Support channels and MPC-Connection locks type S+. The load values for the MPC-Connection lock type S+ apply to all S+ mounting parts.