

## MPR-Slide nuts type S+

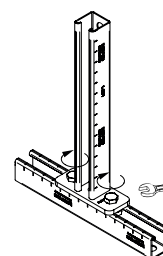
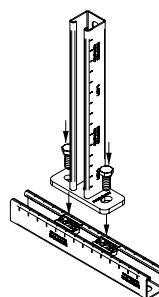
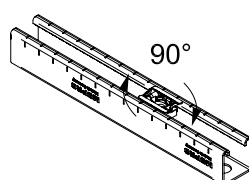
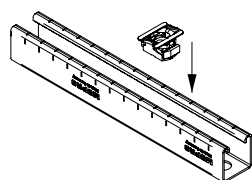
stainless steel

## Application

- For fast and safe fastening of flush mounting parts such as installation brackets in the rail slot of MPR-Support channels
- For indoor and outdoor use

## Your advantages

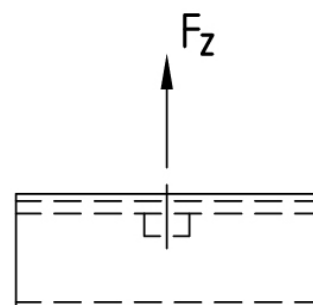
- Simply screw into the rail slot - done
- Safely retained after screwing in, alignable until screw is tightened
- No shifting even on vertical rail slots
- Flush-mounted, tensionally locked connection of accessories to the MPR-Support channels



## Features



Material thickness of support channel [mm]	Max. recommended tensile load $F_z$ [N]		Tightening torque [Nm]	
	M8	M10	M8	M10
2.0	4,500	4,500	20	30
2.5		5,000		



For profiles 41/21-41/124	Connecting thread	Material	Part no.	Sales unit	Pack unit
	M8	V4A	166313	50	Pieces
	M10		166314		